

EN

EN

EN



COMMISSION OF THE EUROPEAN COMMUNITIES

Brussels, 14.9.2009
SEC(2009) 1182 final

COMMISSION STAFF WORKING DOCUMENT
Accompanying document to the
REPORT FROM THE COMMISSION TO THE COUNCIL

**Annual Report on the implementation of Council Regulation (EC) 866/2004 of 29 April
2004 and the situation resulting from its application**

{COM(2009) 478 final}

Annexes

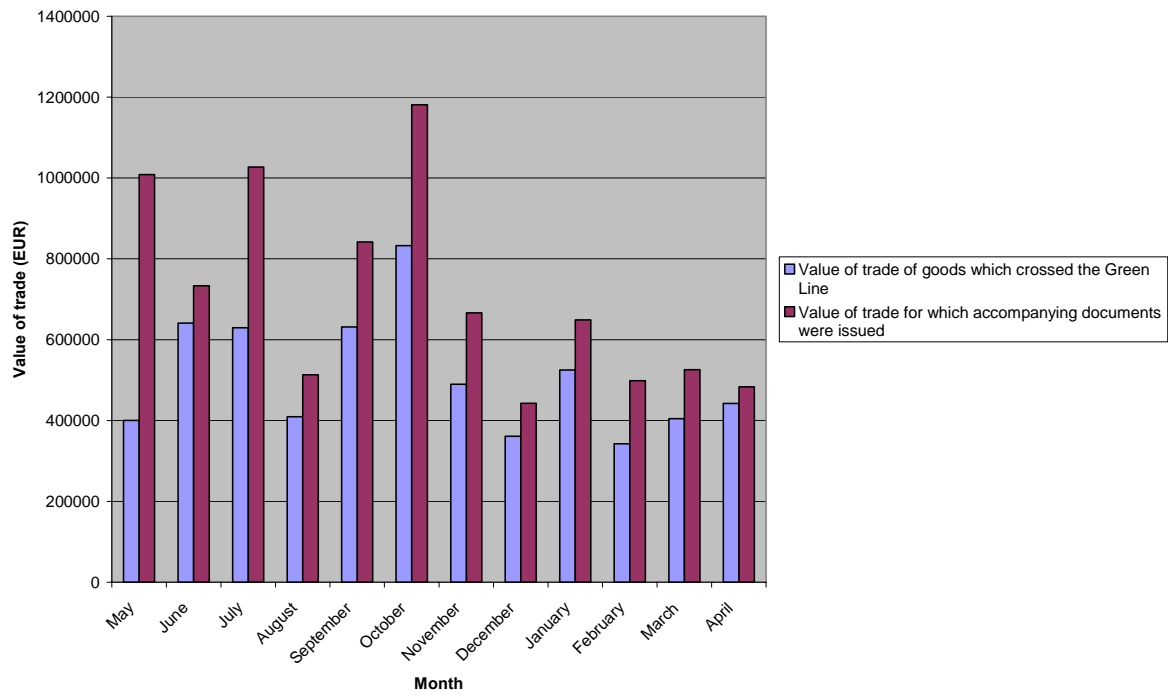
Annex I: Overview table summarising the monthly reports of the Turkish Cypriot Chamber of Commerce according to Article 8 of Commission Regulation 1480/2004 (accompanying documents issued) (EUR)

Product categories	May	Jun	Jul	Aug	Sept	Oct	Nov	Dec	Jan	Feb	Mar	Apr	Total
Aluminium/ PVC Products	20 300	60 857	20 000	6 095	20 068	34 360	77 810	23 440	4 784	15 926	0	0	283 640
Live Animals/Animal products (fresh fish)	0	8 855	41 672	27 013	28 344	36 979	21 911	20 213	10 883	5 440	23 626	82 257	307 193
Building/ Articles of Stone	297 558	58 299	80 855	36 402	25 701	85 315	34 931	66 784	59 558	97 474	90 555	105 960	1 039 392
Ceramic products/refractory goods	4 062	0	0	0	0	0	4 134	0	0	0	0	0	8 196
Chemical Products	41 499	31 182	34 787	13 995	41 268	31 748	37 742	30 998	37 182	28 705	26 128	43 246	398 480
Clothing	0	0	0	0	0	0	1 105	0	0	0	0	0	1 105
Earth and stone	0	20 000	20 000	0	0	0	0	0	0	0	0	0	40 000
Electronic Equipment	0	0	0	0	350	0	0	0	0	0	0	2 400	2 750
Glass and glassware	2 977	14 837	17 534	9 087	15 786	13 971	12 656	19 824	26 400	14 586	0	0	147 658
Handicraft products	3 338	2 106	2 500	12 162	6 681	5 587	1 445	2 623	1 435	1 230	0	0	39 107
Iron/Steel	22 469	37 635	17 930	8 000	11 930	2 800	3 482	4 650	1 320	21 100	0	0	131 316
Miscellaneous/ Manufactured articles	0	0	0	0	0	0	0	0	0	0	14 842	1 760	16 602
Paintings	0	0	0	0	400	0	0	0	0	0	0	0	400
Paper Products	10 800	1 600	6 340	4 200	4 000	2 000	6 000	880	13 350	2 400	7 000	8 000	66 570
Pastrycooks' products	0	0	0	0	0	0	2 397	6 400	0	0	0	0	8 797
Plastic Products	80 542	73 648	64 055	46 120	68 153	69 977	40 685	50 931	46 596	69 748	65 421	66 134	742 010
Pre- fabricated buildings	0	14 000	0	0	0	0	0	0	0	0	0	0	14 000
Prepared Foodstuffs	0	0	0	0	0	0	0	0	13 360	2 800	18 870	3 865	38 895
Printed Books, newspapers etc.	1 250	0	0	0	0	0	0	0	0	0	0	0	1 250
Raw metal	16 973	85 381	427 846	44 586	54 345	52 465	25 600	19 650	39 783	88 338	75 264	39 113	969 344
Saddlery and Harness	0	1 832	0	0	0	0	0	0	1 935	0	0	0	3 767
Textile articles	0	0	0	0	100	0	0	0	0	0	500	0	600
Vegetable residues and by-products	0	0	0	0	0	0	1 040	0	0	0	0	0	1 040
Vegetables	460 861	266 712	197 222	272 188	491 894	802 484	339 070	152 174	351 757	106 421	142 864	57 497	3 641 144
Water Storage/ heating	0	0	0	0	0	0	0	0	0	0	0	0	0
Wood	0	0	0	0	2 580	2 580	0	1 720	1 720	0	5 079	5 557	19 236
Wooden products/ furniture	45 773	56 637	96 471	33 504	70 071	42 193	56 508	42 774	38 882	44 472	55 656	67 988	650 929
Total	1 008 402	733581	1 027 212	513 352	841 671	1 182 459	666 516	443 061	648 945	498 640	525 805	483 777	8 573 421

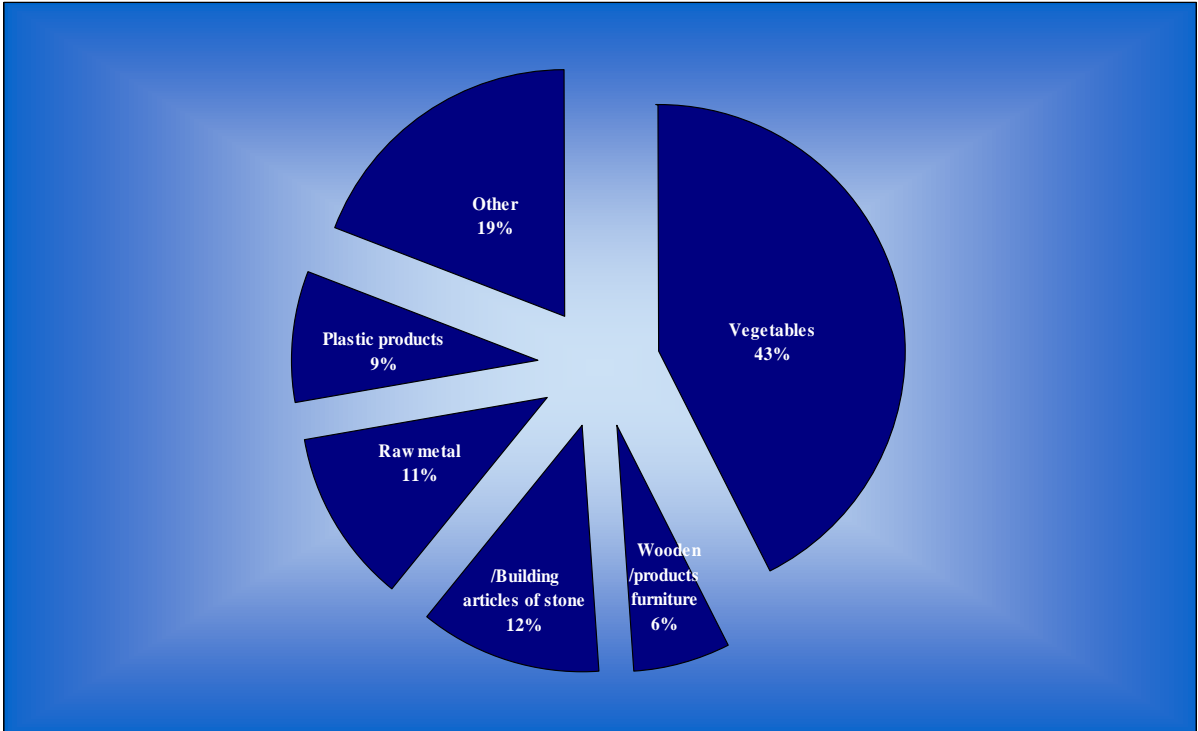
Annex II: Value of goods crossing the Green Line reported by the authorities of the Republic of Cyprus (May 2008-April 2009)

May	€400 530
June	€640 709
July	€629 939
August	€409 333
September	€631 555
October	€832 808
November	€489 769
December	€361 096
January	€525 150
February	€342 871
March	€404 636
April	€442 634
Total	€6 111 030

ANNEX III: Values of goods which crossed the Green Line and value of goods for which accompanying documents were issued by the Turkish Cypriot Chamber of Commerce



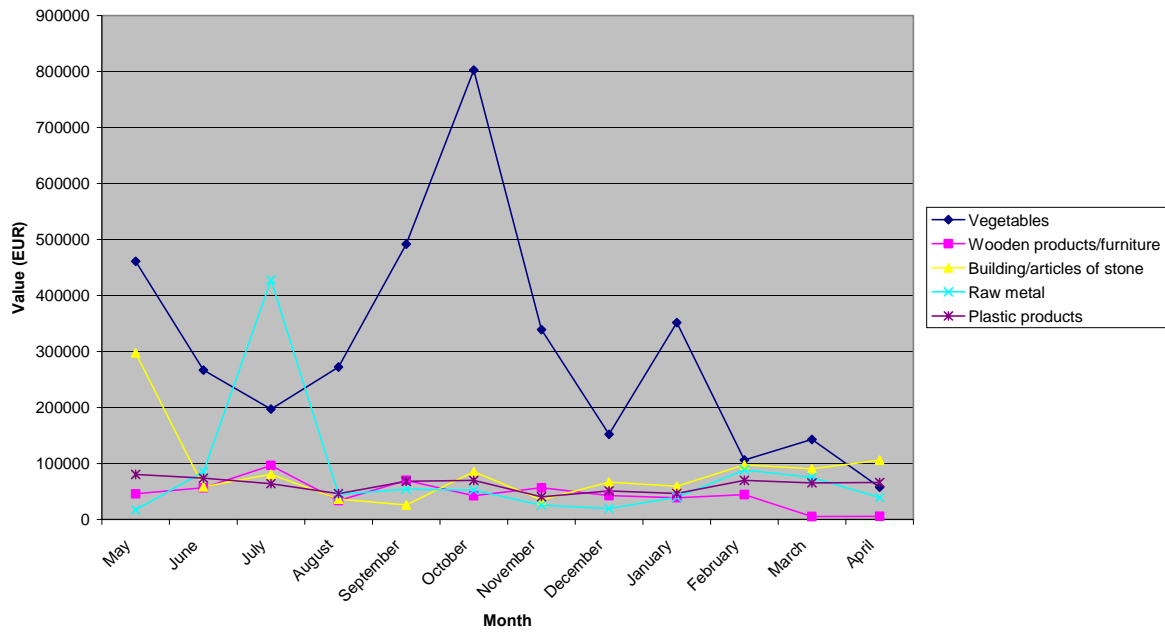
Annex IV: Most traded goods



Vegetables	3 641 144
Wooden products/furniture	537 921
Building/articles of stone	1 039 392
Raw metal	969 344
Plastic products	742 008
Other:	1 643 604
Total:	8 573 413

ANNEX V: Development of most traded goods

Development of trade of goods with highest trade value



ANNEX VI: ILLEGAL IMMIGRATION STATISTICAL DATA

FOR THE PERIOD 01/05/2008-30/04/2009

MONTH /YEAR	ILLEGAL IMMIGRANTS from the areas in which the Republic of Cyprus DOES NOT exercise effective control			ILLEGAL IMMIGRANTS from the areas in which the Republic of Cyprus exercises effective control			ILLEGAL IMMIGRANTS from the British Sovereign Base Areas (6)
	NOT APPLIED FOR ASYLUM (1)	APPLIED FOR ASYLUM (2)	VOLUNTARY DEPARTURE (3)	NOT APPLIED FOR ASYLUM (4)	APPLIED FOR ASYLUM (5)		
May 2008	112	239	94	1	1 Syria	0	37
June 2008	57	166	135	0		0	33
July 2008	101	194	159	0		0	74
August 2008	48	135	258	0		0	4
September 2008	88	215	135	0		1	0
October 2008	37	270	100	0		32	11
November 2008	41	272	180	0		0	7
December 2008	26	202	189	0		0	3
January 2009	97	127	168	0		0	0
February 2009	35	131	335	0		0	9
March 2009	35	137	486	0		0	0
April 2009	29	138	176	1	1 Republic of Moldova	0	0
TOTAL	706	2226	2415	2		33	178

TOTAL	5347 (total number of 1+2+3) (96.17%)	35 (total number of 4+5) (0.63%)	178 (total number of 6) (3.2%)
GRAND TOTAL	5560 (total number of 1+2+3+4+5+6) (100%)		

SOURCE: Republic of Cyprus, Police Headquarters, Police Aliens & Immigration Department, Ref. No. 433/2 , 7/5/2009

Annex VII

Movement of persons and vehicles across the crossing points under the authority of the Republic of Cyprus¹ (01/05/2008 - 30/4/2009)

Source of data: Republic of Cyprus, Cyprus Police

Month	Movement of persons			Movement of vehicles		
	Greek Cypriots	<i>Turkish Cypriots</i>	Total	Greek Cypriots	<i>Turkish Cypriots</i>	Total
05 / 2008	85334	<i>114275</i>	199609	18750	<i>40272</i>	59022
06 / 2008	54016	<i>102200</i>	156216	14689	<i>36699</i>	51388
07 / 2008	57282	<i>113928</i>	171210	16272	<i>41600</i>	59872
08 / 2008	66822	<i>93598</i>	160420	20037	<i>35256</i>	55293
09 / 2008	51807	<i>126116</i>	177923	15880	<i>44444</i>	60324
10 / 2008	57880	<i>120207</i>	178087	15365	<i>40433</i>	55798
11 / 2008	58878	<i>99225</i>	158103	16949	<i>33478</i>	50427
12 / 2008	61592	<i>121281</i>	182873	14304	<i>40094</i>	54398
01 / 2009	57173	<i>99075</i>	156248	16201	<i>34590</i>	50791
02 / 2009	48296	<i>98542</i>	146838	12976	<i>34452</i>	47428
03 / 2009	58676	<i>102686</i>	161362	15131	<i>36085</i>	51216
04 / 2009	72554	<i>95993</i>	168547	17355	<i>33931</i>	51286
TOTAL	730310	<i>1287126</i>	2017436	193909	<i>451334</i>	647243

¹ Additional persons and vehicles of unknown numbers crossed the Pergamos and Strovilia crossing points, both under the authority of the SBA Administration.

**ANNEX VIII: COUNTRIES OF ORIGIN OF APPREHENDED ILLEGAL IMMIGRANTS
WHO HAD A VISA OR STAMP IN THEIR PASSPORT
FROM TURKEY OR THE TURKISH CYPRIOT COMMUNITY**

(Data covers the period May 2008 – April 2009)

NATIONALITY	ENTRY/ EXIT STAMPS from Turkey	ENTRY/ EXIT STAMPS from the Turkish Cypriot community	VISA issued by Turkey, allowing transit to the northern part of Cyprus (place of issue)	VISA /RESIDENCE PERMIT issued for the northern part of Cyprus
<i>SYRIA</i>	1024	315	32	1
<i>IRAN</i>	234	250	0	0
<i>GEORGIA</i>	155	101	0	0
<i>IRAQ</i>	111	101	0	0
<i>UZBEKISTAN</i>	45	48	0	0
<i>PAKISTAN</i>	17	185	1	1
<i>INDIA</i>	8	56	0	0
<i>CAMEROON</i>	0	3	0	0
<i>JORDAN</i>	51	56	0	0
<i>EGYPT</i>	5	6	0	0
<i>RUSSIA</i>	11	11	0	0
<i>BANGLADESH</i>	15	40	16	1
<i>SRI-LANKA</i>	4	43	0	0
<i>NIGERIA</i>	5	11	3	14
<i>CHINA</i>	2	18	0	0
<i>UKRAINE</i>	22	37	0	0
<i>REP. DOMINICAN</i>	1	1	0	0
<i>LEBANON</i>	23	24	3	0
<i>VIETNAM</i>	1	15	0	0
<i>TURKEY</i>	9	6	0	0

<i>NATIONALITY</i>	ENTRY/ EXIT STAMPS from Turkey	ENTRY/ EXIT STAMPS from the Turkish Cypriot community	VISA issued by Turkey, allowing transit to the northern part of Cyprus (place of issue)	VISA /RESIDENCE PERMIT issued for the northern part of Cyprus
<i>MOROCCO</i>	3	5	0	0
<i>TUNISIA</i>	3	3	0	0
<i>ARMENIA</i>	14	17	0	0
<i>NEPAL</i>	1	1	0	1
<i>MONGOLIA</i>	16	25	0	0
<i>MOLDOVA</i>	22	37	0	0
<i>PALESTINE</i>	106	110	4	1
<i>GANA</i>	0	4	0	0
<i>KYRGYZSTAN</i>	4	4	0	0
<i>KAZAKHSTAN</i>	2	3	0	0
<i>ALGERIA</i>	2	1	0	0
<i>ALBANIA</i>	1	1	0	0
1. GRAND TOTAL	1907	1514	56	9

SOURCE: Republic of Cyprus, Police Aliens & Immigration Department, Ref. No. 433/2